

# DROP

design Luigi Boni

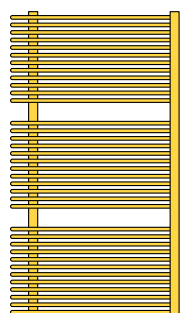
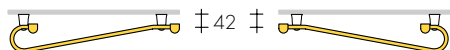
DROP heated towel rails heaters are made from Ø 12 mm tubes with an original and soft curvature. They have a rounded protrusion with a distance from the wall of 5.5 to 12.6 cm, and aim at obtaining an

asymmetric object of highly personalised interior design. They can be installed by selecting whether the part which protrudes is to be on the left or the right.

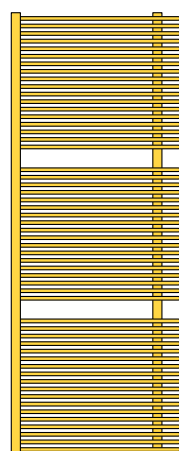
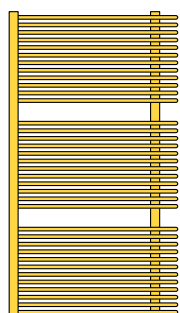
The DROP heated towel rails, complete with electrical immersion heater (mixed version), allow heating of the environment in the intermediary seasons when the central heating system is switched off.

## DIMENSIONS


Width 56 cm  
Height 100 / 137,5 / 175 cm  
Depth 90 mm  
Depth from wall 55 / 126 mm



DROP 100 - 56



DROP 140 - 56



DROP 180 - 56

MOD.	€	Watt Δt 50 K	▲▼ mm	Height cm	Width cm	Weight M Kg	Volume V dm³	Electric version extra €	EN 442 electrical immersion heater cl. I W	Mixed version *T extra €
DROP 100-56	519,60	587	470	100	56	9,9	2,42	107,40	400	62,20
DROP 140-56	711,50	832	470	137,5	56	13,9	3,81	131,00	650	69,60
DROP 180-56	875,20	1091	470	175	56	17,9	4,91	157,20	900	74,20
D-CROM 100-56	1247,50	470	470	100	56	9,9	2,42	107,40	400	62,20
D-CROM 140-56	1707,90	577	470	137,5	56	13,9	3,81	131,00	650	69,60
D-CROM 180-56	2099,50	873	470	175	56	17,9	4,91	157,20	900	74,20

Radio frequency thermostat and receiver, page 179

## STANDARD PRODUCTION

White glossy paintwork RAL 9016  
Brackets  
2 half-round chrome-plated air valves Ø 1/2"  
Maximum operating pressure 6 bar

## PRODUCTION ON REQUEST

Brem color chart painting with chrome-plated brackets +15/35%  
Accessories - valves page 191  
Lateral fittings (▲▼: H-4cm) Art. AL 38,10€

## STANDARD FITTING EG Ø 1/2"

\*T - TR accessory included  
Electrical and mixed versions p. 178



